



Poppy's Loco Builder Box


A safe pair of hands for Short, Medium (up to 35ft footplate), Large and 8 coupled loco's.



Laying up the basic frame




Turned over, adding the brakes, and other details



Chassis the right way up, footplate bolted down to apply the steps, valance, buffer beams

- Shown here on our prototype Builder's Box



Footplate now the right way up - adding the body superstructure with the loco held firm for easy working